



Chalk Talk

Greetings | Feature | News | Facts & Figures

Letter from the Editor

Dear Subscribers,

This issue follows up on our look at how students can become involved in the electoral process. Now that all the excitement is over and the votes have been tallied, analyzed and spun, it seems that all that remains is the clean-up. These frenetic campaigns after weeks of dominating the airwaves, culminate election night with cheers of victory for some and tears of defeat for many more, seemingly coming to a screeching halt overnight. It is no wonder that the almost half million students who participated in last week's Student Vote 2006 may be feeling a bit let down right now, like it's the day after Christmas.

The party may be over but, in fact, it's more like New Year's Day. The smiling faces and final numbers that grace the front page of the morning paper signal a new beginning, the launch of a new Parliament and the opening of a new chapter in Canadian history.

No doubt many educators will schedule class time to compare and contrast the interesting results of the Student Vote 2006 mock election with the official national results. It is uncanny that the students gave the Conservative party virtually the same number of seats in Parliament as did eligible voters – 128 to 124 respectively. Significantly, too, the students cast many fewer votes for the Liberals than Canadians did nationally and many more votes for the NDP and the Green Party. If the students' vote held sway, the NDP would today be the official opposition. In-class discussions will encourage students to follow the progress of this Parliament as it tackles many issues and challenges in the coming sessions.

This week's issue of Chalk Talk salutes the pivotal role played by teachers in the classroom in nurturing civic responsibility and developing active and informed future voters. It also features information on Student Vote, a number of articles about the mock election and some surprising facts and figures.

CoEd Communications is dedicated to supporting the important work of teachers by providing resources on a range of topics for the classroom. We invite you to visit our website at

Turning Students Into Citizens





Supported by a vast network of educational, financial, community and media institutions in Canada, Student Vote's 2006 mock election represents its fifth parallel election since its ambitious beginnings in 2003. Student Vote's mission is to turn Canada's elementary and high schools students into informed and committed voters.

According to a joint news release from Student Vote and Elections Canada, 2,445 schools, representing 455,566 students from Grades 5 through 12, voted from every province and territory in Canada. If you want the voice of your students to be heard in the next election, the [Student Vote](#) website has information about how your school can participate in upcoming mock elections. You will also find in-depth results from the 2006 mock federal election and all past elections by school and riding, nationally and provincially.

Remember too, that the Elections Canada website offers [Choosing Our Mascot](#), a resource to help children ages 5 to 10 to understand the electoral process and for older students from ages 11 to 18, it offers a [School Elections Officer Guide](#) for student council elections and an [Election Simulation](#).

[Education Resources provided by [Elections Canada](#) and Student Vote.]

2006 FEDERAL ELECTION RESULTS		
		
Conservatives	128	124
Liberals	52	103
Bloc	34	51
NDP	64	29
Green Party	6	0
Independent	0	1

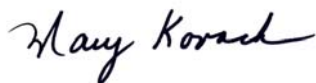
[Sources: Student Vote/ Elections Canada]

QUOTE OF THE WEEK

"Our team would like to thank the incredible

providing resources on a range of topics for the classroom. We invite you to visit our website at 4edu.ca to view the many free teachers' resources on offer.

Your feedback is important and very welcome. Let us know what you think!



Mary Kovack

"Our team would like to thank the incredible teachers who organized the Student Vote program with their schools. Your commitment to building higher levels of civic literacy will help to reverse the decline in youth voter turnout and build a habit of active citizenship. You have made a lasting contribution to the civic lives of these students and may just be inspiring a generation of voters."

— Taylor Gunn, Chief Election Officer of Student Vote, in a joint news release with Elections Canada, commenting on the critical role played by teachers in the success of the Student Vote 2006 mock election

Coverage of Student Vote 2006

[455,000 Future Voters Cast Their Ballots in Parallel Election](#) — Elections Canada

The Chief Electoral Officer, Jean-Pierre Kingsley, and Taylor Gunn, Chief Election Officer of Student Vote, announced today that Student Vote 2006 has recorded its highest-ever participation rate in the history of the Student Vote program.

[Ideas, Concerns and More Than a Little Cynicism](#) — Matt Carter — CBC News Online

When students in Rick Rakosy's Grade 12 politics class talk about the Jan. 23 federal election, there's no shortage of students with their hands raised.

[Students Choose Conservative Minority](#) — Student Vote 2006 — CANADA VOTES 2006 — CBC News

Canada's elementary and high school students have voted for a Conservative minority government that could be propped up by any of the other three major parties.

[Pint-Size Party Leaders Vie for PM](#) — Student Vote 2006 — CANADA VOTES 2006 — CBC News

"They're having such a good time, they don't even realize how hard they're working," says history teacher Andrew Locker, " They like the fact that they're debating issues. We have students that come from parts of the world that have experienced war, so when they get to talk about gun violence it actually means something to them."

Facts & Figures



- According to Elections Canada, voter turnout was 14,815,860 representing 64.9% of registered voters. Popular vote: Conservatives (36.3%), Liberals (30.2%), NDP (17.5%), BQ (10.5%), Green Part (4.5%)
- A sampling of Grade 12 students who participated in the Student Vote 2006 election, named Education, Health Care, Immigration, Integrity, The Environment, and Trust as their top issues.*
- In a poll taken the weekend before the election by Environics, 54% of those respondents who intended to vote for the Conservative party said they were casting their ballots for the sake of change.*
- In this same poll, asked what single issue was the most important in influencing their votes, 22% of respondents named Health Care.*
- None of the newly-elected minority government seats represent Canada's three largest urban centres — Toronto, Montreal and Vancouver.*

* Source—Student Vote 2006 — CANADA VOTES 2006 — CBC News Online

To be added to this mailing list, please opt in by clicking [here](#)

To be removed from this mailing list, please opt out by clicking [here](#)

We are the Company for Education Communications. We specialize in developing, producing and evaluating school resources and award programs. Working in conjunction with Departments/Ministries of Education, school district/boards, associations, teachers and subject specialists across the country; we provide free, curriculum-based educational resources to Canadian classrooms.

Education, school district/boards, associations, teachers and subject specialists across the country; we provide free, curriculum-based educational resources to Canadian classrooms.

The opinions, conclusions and other information expressed in the preceding content do not necessarily reflect the views of and are not endorsed by CoEd Communications.

📞 416.955.9526
📞 416.955.0815

THE COMPANY FOR EDUCATION COMMUNICATIONS INC.

66 George St., 3rd floor • Toronto, ON, Canada, M5A 4K8 • www.coedcomm.com • info@coedcomm.com